

# 600 SERIES

ARTICULATING BOOM LIFTS



## Performance

Platform Height		
600A	60 ft 5 in.	18.42 m
600AJ	60 ft 7 in.	18.47 m
Horizontal Outreach		
600A	39 ft 7 in.	12.07 m
600AJ	39 ft 9 in.	12.10 m
Up and Over Clearance	26 ft 7 in.	8.1 m
Swing	360 Degrees Continuous	
Platform Capacity		
Restricted (600A)	1,000 lb	450 kg
Platform Capacity		
Unrestricted	500 lb	227 kg
Platform Rotator	180 Degrees Hydraulic	
Jib Range of Articulation (600AJ)	130 Degrees (+70, -60)	
Weight		
600A	22,150 lb	10,047 kg
600A Narrow	24,100 lb	10,931 kg
600AJ	23,050 lb	10,455 kg
600AJ Narrow	24,200 lb	10,977 kg
Max. Ground Bearing Pressure		
600A	77 psi	5.5 kg/cm <sup>2</sup>
600A Narrow	94 psi	6.6 kg/cm <sup>2</sup>
600AJ	75 psi	5.27 kg/cm <sup>2</sup>
600AJ Narrow	94 psi	6.6 kg/cm <sup>2</sup>
Drive Speed 2WD	4.25 mph	6.8 kph
Drive Speed 4WD	4.25 mph	6.8 kph
Gradeability 2WD	30%	
Gradeability 4WD	45%	
Axle Oscillation	8 in.	20.4 cm
Turning Radius Inside/Outside		
2WS	11 ft. 5 in./17 ft. 8 in.	3.48 m/5.38 m
4WS	5 ft. 6 in./11 ft. 8 in.	1.68 m/3.56 m
Narrow Models		
4WS	5 ft. 7 in./11 ft. 2 in.	1.7 m/3.4 m

## Standard Specifications

### Power Source

Dual Fuel Engine		
GM Vortec 3000 MPFI	82 hp	61 kw
Diesel Engine		
Deutz TD2.9L4 Tier 4 Final	48.8 hp	36.4 kw
Fuel Tank Capacity	30 gal.	113.6 L

### Hydraulic System

Capacity	30.6 gal.	115.8 L
Auxiliary Power	12V DC	

### Tires

Standard	IN355/55D-6.25 Low Profile
Narrow Models	14 x 17.5 Air Boss
Optional	Foam-Filled



## Standard Features

- Oscillating Axle
- 180 Degree Hydraulic Platform Rotator
- 110V-AC Receptacle in the Platform
- 5 Degree Tilt Alarm/Indicator Light
- Swing-Out Engine Tray
- 12V-DC Auxiliary Power
- Hourmeter
- Horn
- Control ADE® System
- Proportional Controls
- Gull-Wing Engine Hood
- Platform Console Machine Status Light Panel\*
- Lifting/Tie Down Lugs
- All Motion Alarm
- Glow Plugs (Diesel Engines)

\* Provides indicator lights at platform control console for system distress, 5 degree tilt light, and foot switch status.

## Accessories & Options

- Platform: 36 x 72 in. (0.91 x 1.83 m)
- Fall Arrest Platform, Rear Entry<sup>1</sup>: 36 x 96 in. (0.91 x 2.44 m)
- Self-Closing Gate
- Mesh to Top Rail — Bolt-on Aluminum
- Soft Touch System
- Operator Tool Tray
- 43.5 lb (19.7 kg) Propane Tank
- Cold Weather Start Kit<sup>2</sup>
- Hostile Environment Kit<sup>3</sup>
- Light Package<sup>4</sup>
- Platform Worklights
- Flashing Amber Beacon
- Arctic Package<sup>5</sup>
- Accessory Packages:
  - SkyPower<sup>6</sup>
  - SkyWelder<sup>7</sup>
  - SkyGlazier<sup>8</sup>
  - SkyCutter<sup>8</sup>
  - Pipe Rack

1. Foam-filled tires required.
2. Includes glow plugs (Diesel), battery heater, oil tank heater.
3. Includes console cover, boom wipers and cylinder bellows.
4. Includes head and tail lights, and platform worklights.
5. Includes arctic hydraulic hoses (drive and steer only) and main boom cable, arctic hydraulic oil, extreme cold engine oil, fuel conditioner, engine block heater, battery blanket, glow plugs, hydraulic tank heater, and oversized footswitch. 4. Not available on Multi-Powered models.
6. 2WD only.
7. Includes head and tail lights, and platform worklights.
8. Includes hydraulic tank heater, battery heater, and heater pad for block.

Note: Some options may increase lead time, and some option combinations may not be available.

# 600 SERIES

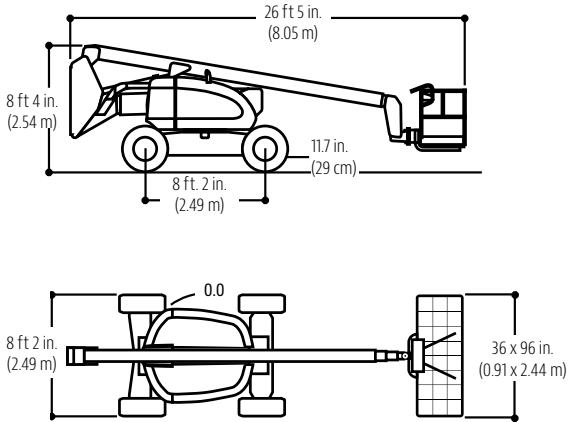
ARTICULATING BOOM LIFTS



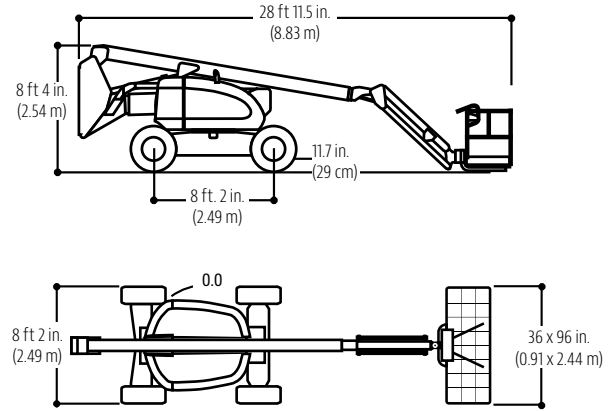
## Dimensions

All dimensions are approximate.

### 600A

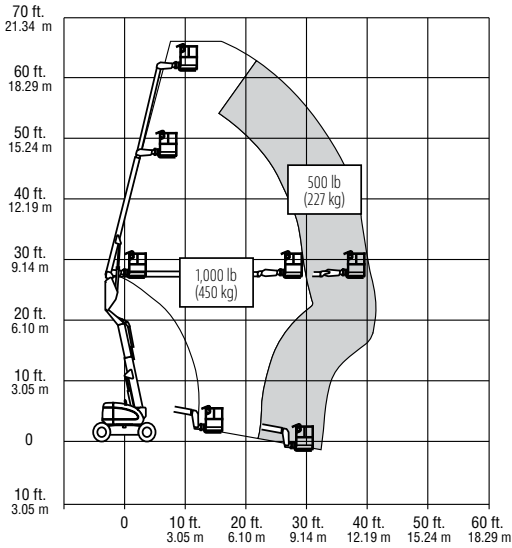


### 600AJ



## Reach Diagram

### 600A



### 600AJ



## The JLG "1 & 5" Warranty

JLG Industries, Inc. backs its products with its exclusive "1 & 5" Warranty. We provide coverage on all products for one (1) full year, and cover all specified major structural components for five (5) years. Due to continuous product improvements, we reserve the right to make specification and/or equipment changes without prior notification. This machine meets or exceeds applicable OSHA Regulations in 29 CFR 1910.67, 29 CFR 1926.453, ANSI A92.5-2006, and CSA Standard CAN3-B354.2-M82, as originally manufactured for intended applications.

Part No.: 3131120  
R051410  
Printed in USA

**JLG Industries, Inc.**  
1 JLG Drive  
McConnellsburg, PA 17233-9533  
Telephone 717-485-5161  
Toll-free in US 877-JLG-LIFT  
Fax 717-485-6417  
[www.jlg.com](http://www.jlg.com)

**An Oshkosh Corporation Company**